

Appendix B: AC4000i Menu Trees

B.1 Overview

This appendix contains a list of the icons used throughout this text, an overview of the AC4000i menu items with menu trees, Cold Start Procedures, and *Permanent Machine Record* for your records. This appendix is considered a supplement to the *AC4000i Manual*.

B.2 Menu Trees

The menu items contained in the appendix are as follows:

- MACHINE
- PRODUCT
- RUN/PRINT/STATS
- ALARM/TEST
- PASSWORD
- CALIBRATION

B.2.1 Menu Tree Legend

There is a legend associate with the menu trees. This legend will designate which screens are available with a specific installed option. The legend will help when viewing the menu tree by indicating the screens that display with the installed option. (Refer to Appendix Table B-1 for a list of the identifiers.)

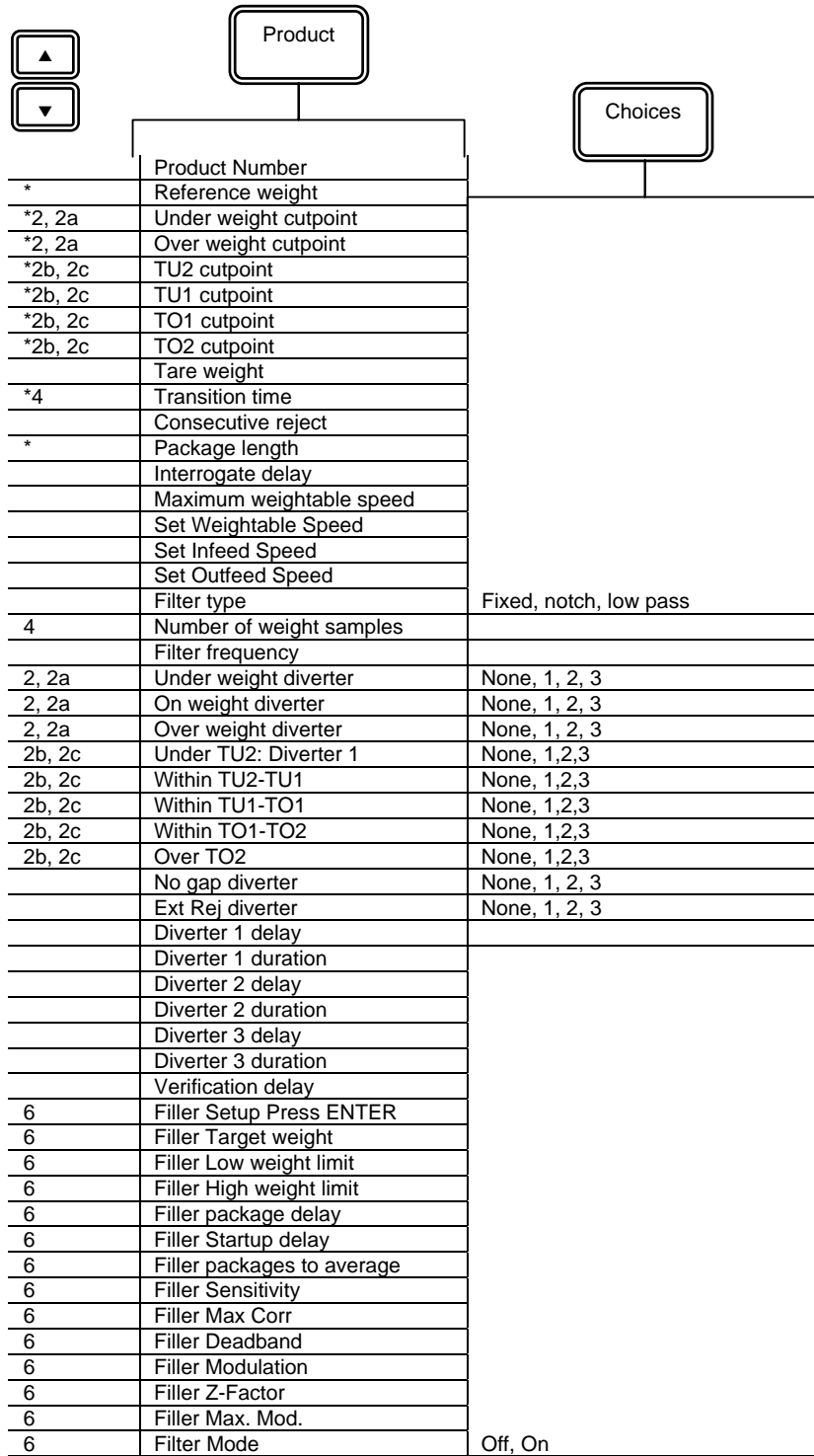
Appendix Table B-1: Menu Tree Legend

Note Number	Identifier	Screens available if.....
1	COMM	Communications option installed
2	STATS I	Stats I option installed
2a	STATS II	Stats II option installed – 3 zone
2b	STATS II	Stats II option installed – 5 zone
2c	EEC	EEC option installed
3		Checkweigher mode selected
4		Static mode selected
5	OIML	OIML option installed
6	Filler Feedback	Filler option installed
7	Speed Sensor Weightable	SW1-2 closed (Analog Board)
8	Speed Sensor Infeed	SW1-3 closed (Analog Board)
9	Speed Sensor Outfeed	SW1-1 closed (Analog Board)
10	Reject Verify	Reject Verify Option Installed
11	Option Purchase	Available only if the option is installed
12		
13		
14		
15		
16		
17		
18		
19		
20		
21		
22		
23		
24		
25		
26		
27		
*	Required	Operator is shown these menus on a cold start
+	No-Run	Do not run product when using this menu
U		User
S		Supervisor

B.2.2 Machine Menu

*	Language	English, Spanish (Standard)
*	Weighing Mode	Checkweigher, Static
*	Weight Units	Kg, g, none, oz, lb
*3	Length Units	In, ft, mm, m
*	Scale Interval	.001 – 50.0
*5	Maximum Scale Capacity	OIML Option Only
*5	Minimum Scale Capacity	OIML Options Only
*3	Weightable Length	Checkweigher mode selected
*4	On-Scale Time	Static weigh mode selected
*3	Photoeye to outfeed	
*3	Auto Calculation	Yes/No
3,7	Weightable Speed	Weightable speed sensor DIP-switch
*3,7	Weightable Speed Sensor	Weightable speed sensor DIP-switch
3,8	Infeed Speed	Infeed speed sensor DIP-switch
*3,8	Infeed Speed Sensor	Infeed speed sensor DIP-switch
3	Outfeed Speed	Either switch setting
*3,9	Outfeed Speed Sensor	Outfeed speed sensor DIP-switch
	Weight Zones	3,5
	Analog Gain	High/Low
	Assign Inputs	
	External Reject	not used, 5,6,7,8
10	Reject Verify	not used, 5,6,7,8
	Bin Full	not used, 5,6,7,8
6	Filler Reset	not used, 5,6,7,8
	Installed Options	
11	Number of Products	15,50
11	Statistics Option	Stats I, Stats II, EEC
11	Reject Verify	on/off
11	Comm Port 2 Option	free run, multi drop, empty-full, filler
11	Filler Option	on/off
11	OIML – W&M Mode	on/off
1	Checkweigher ID	
1	Port 1 Function	None, reports, free run
1	Baud Rate 1	300,600,1200,2400,4800,9600,19200
1	Parity 1	None, even, odd
1	Word length 1	8,7
1	Stop bits 1	1,2
1	H/W Handshake 1	on, off
1	Port 2 Function	None, reports, free run
1	Baud Rate 2	300,600,1200,2400,4800,9600,19200
1	Parity 2	None, even, odd
1	Word length 2	8,7
1	Stop bits 2	1,2
1	H/W Handshake 2	on/off

B.2.3 Product Menu

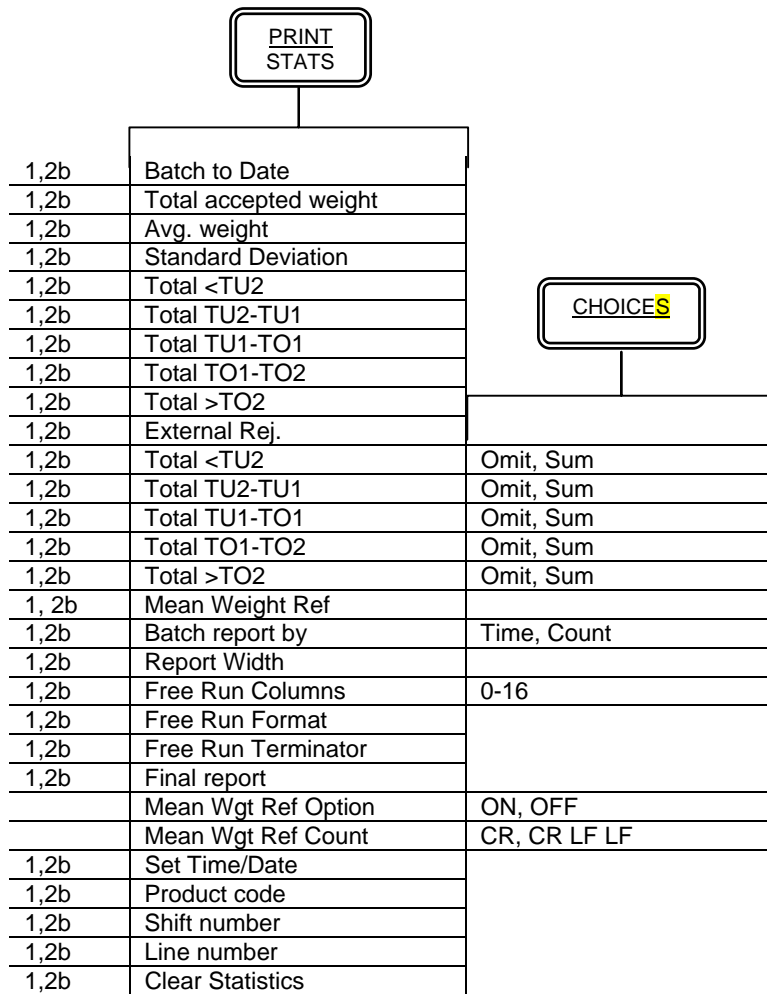


B.2.4 Run Print/Stats Menu Stats I and Stats II Options Installed

Stats I		Stats II, 3 Zone		
<div style="display: flex; align-items: center; justify-content: center;"> <div style="border: 1px solid black; padding: 2px; margin-right: 10px;">▲</div> <div style="border: 1px solid black; padding: 2px; margin-right: 10px;">▼</div> <div style="border: 1px solid black; padding: 5px; margin-right: 10px;">PRINT STATS</div> </div>		<div style="display: flex; align-items: center; justify-content: center; margin-bottom: 10px;"> <div style="border: 1px solid black; padding: 5px; margin-right: 20px;">PRINT STATS</div> <div style="border: 1px solid black; padding: 5px;">CHOICES</div> </div>		
2	Print Report	2a	Print Report	
2	Total Packages Under Weight	2a	Total Packages Under Weight	
2	Total Packages On Weight	2a	Total Packages On Weight	
2	Total Packages Over Weight	2a	Total Packages Over Weight	
2	Total External Rejects	2a	Total External Rejects	
2	Total Accepted Count	2a	Total Accepted Count	
2	Total Accepted Weight	2a	Total Under Weight	
2	Total Accepted Under Weight	2a	Total On Weight	
2	Total Accepted On Weight	2a	Total Over Weight	
2	Total Accepted Over Weight	2a	Total Accepted Weight	
1,2	Report Width	2a	Average Weight	
1,2	Mean Wgt Ref	2a	Standard Deviation	
1,2	Free Run Columns	2a	Total Accepted Under Weight	Omit, Sum
1,2	Free Run Format	2a	Total Accepted On Weight	Omit, Sum
1,2	Free Run Terminator	2a	Total Accepted over Weight	Omit, Sum
1,2	Mean Average Option	2a	Mean Weight Ref	
1,2	Mean Average	1,2a	Batch Report By	Time, Count
	Mean Wgt Ref Count	1,2a	Report Width	80,40
1,2	Time Date	1,2a	Free Run Columns	
2	Clear Statistics	1,2a	Free Run Format	
		1,2a	Free Run Terminator	
		1,2a	Mean Weight Ref Option	On, Off
		1,2a	Mean Wgt Ref Count	
		1,2a	Time/Date	
		2a	Product Code	
		2a	Shift Number	
		2a	Line Number	
		2a	Clear Statistics	

These menus detail the Statistical scrolls for Stats I and Stats II with 3 zones selected and the Communications option installed.

B.2.5 Print/Stats Menu Stats II 5 Zones Selected




This menu details the Statistical scrolls for Stats II with 5 zones selected and the Communications option installed.

B.2.6 Print/Stats Menu EEC Statistics

PRINT STATS		CHOICES	
1, 2c	Snapshot Report		
1, 2c	Snapshot Count		
1, 2c	Batch to date		
1, 2c	Total accepted weight		
1, 2c	Avg. weight		
1, 2c	Standard Deviation		
1, 2c	TU2-TU1 Percentages		
1, 2c	Total <TU2		
1, 2c	Total TU2-TU1		
1, 2c	Total TU1-TO1		
1, 2c	Total TO1-TO2		
1, 2c	Total >TO2		
1, 2c	External Rej.		
1, 2c	Total <TU2	Omit, Sum	
1, 2c	Total TU2-TU1	Omit, Sum	
1, 2c	Total TU1-TO1	Omit, Sum	
1, 2c	Total TO1-TO2	Omit, Sum	
1, 2c	Total >TO2	Omit, Sum	
1, 2c	TU2-TU1 Max Percent	0-5%	
1, 2c	Average below Ref. Rule	Inactive, Active	
1, 2c	Batch report by	Time, Count	
1, 2c	Report Width		
1, 2c	Free Run Columns	0-16	
1, 2c	Free Run Format		
1, 2c	Free Run Terminator		
1, 2c	Final report press ENTER		
1, 2c	Set Time/Date		
1, 2c	Product code		
1, 2c	Shift number		
1, 2c	Line number		
1, 2c	Clear Statistics		

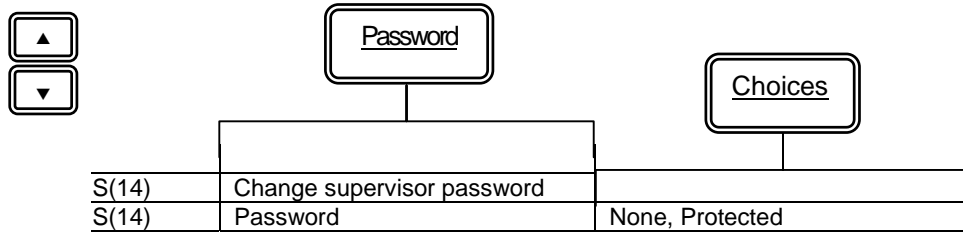
These menus detail the Statistical scrolls for EEC Statistics installed and the Communications option installed.

B.2.7 Alarm/Test Menu



Alarm Menu		Choices
	Alarm Assignments	
	Alarm A/D Underflow	Alarm, Shutdown, Both, Disable
	Alarm A/D Overflow	Alarm, Shutdown, Both, Disable
	Alarm Outfd Q full	Alarm, Shutdown, Both, Disable
	Alarm Wtbl Q full	Alarm, Shutdown, Both, Disable
	Alarm Dplt Q full	Alarm, Shutdown, Both, Disable
	Alarm Print Buf Full	Alarm, Shutdown, Both, Disable
	Alarm Weigh not done	Alarm, Shutdown, Both, Disable
	Alarm Print off-line	Alarm, Shutdown, Both, Disable
	Alarm Verify Q full	Alarm, Shutdown, Both, Disable
	Alarm Verify missing	Alarm, Shutdown, Both, Disable
	Alarm Verify Div 1	Alarm, Shutdown, Both, Disable
	Alarm Verify Div 2	Alarm, Shutdown, Both, Disable
	Alarm Verify Div 3	Alarm, Shutdown, Both, Disable
	Alarm Comm Error	Alarm, Shutdown, Both, Disable
	Alarm Calib Active	Alarm, Shutdown, Both, Disable
	Alarm No-Gap	Alarm, Shutdown, Both, Disable
	Alarm Rezero limit	Alarm, Shutdown, Both, Disable
	Alarm Photoeye fail	Alarm, Shutdown, Both, Disable
	Alarm Avg Below Ref	Alarm, Shutdown, Both, Disable
	Alarm Consec Rej	Alarm, Shutdown, Both, Disable
	Alarm Fill Hi Limit	Alarm, Shutdown, Both, Disable
	Alarm Fill Lo Limit	Alarm, Shutdown, Both, Disable
	Alarm Fill Setup	Alarm, Shutdown, Both, Disable
	Alarm Fill Modulation	Alarm, Shutdown, Both, Disable
	Alarm Bin Full	Alarm, Shutdown, Both, Disable
	Alarm Motor Control	Alarm, Shutdown, Both, Disable
	Alarm Motor Control Com	Alarm, Shutdown, Both, Disable
Test Menu	Auto zero thresholds	
	DIP-switch	
	OIML Jumper	
	Infeed Speed	
	Weightable speed	
	Outfeed speed	
	Inputs 5-8	
	Outputs 1-8	
	Filler	On/Off
	Filler Dev.	
	Version	Displays the current version of software
	Photoeye test	
	Output test	
	Comm Loop Back Test	Port 1, Port 2
	Lamp test	
	Keyboard test	
	Live Weight Display	
	Live A/D Display	

B.2.8 Password Menu



B.2.9 Calibration Menu

